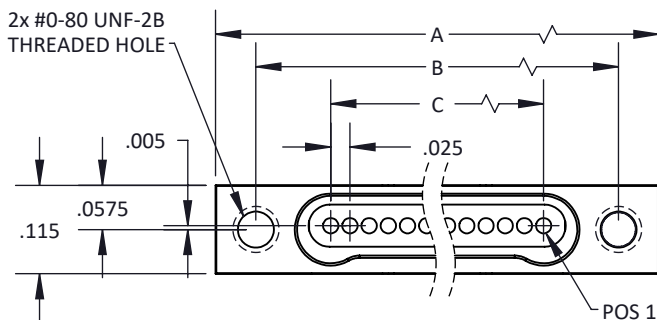
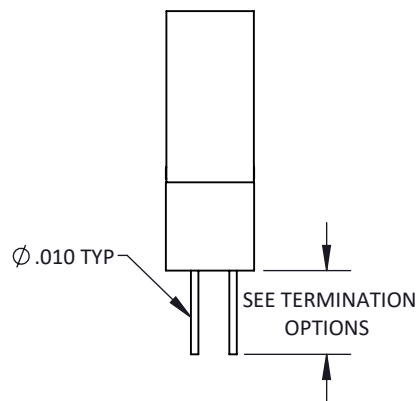
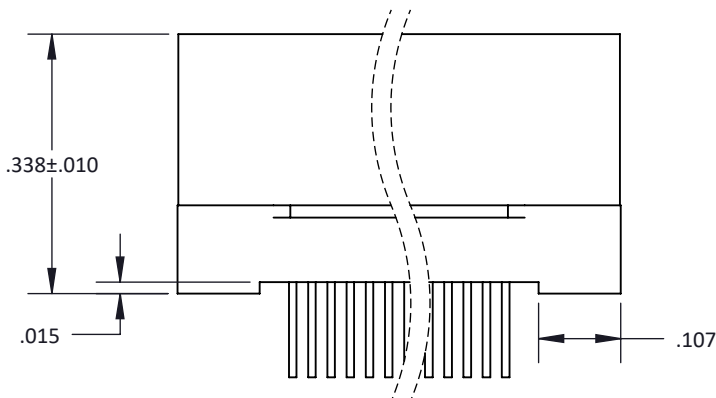


PLUG



NO. OF CONTACTS	A	B	C
9	.500	.395	.200
15	.650	.545	.350
21	.800	.695	.500
25	.900	.795	.600
31	1.050	.945	.750
37	1.200	1.095	.900
51	1.550	1.445	1.250



RECEPTACLE

(FOR PLUG AND RECEPTACLE PCB LAYOUTS, SEE SHEETS 3 AND 4)

TOLERANCE: .XXX ± .005
.XX ± .01
ANGLE ± 1°

TITLE
NANO METAL SHELL
SINGLE ROW VERTICAL
BOARD MOUNT

SHT 1 OF 4

DWG. NO.
BVN1

REV
F



NANO METAL SHELL SINGLE ROW VERTICAL BOARD MOUNT

BVN 1 - XX X - T X X - T

NANO METAL SHELL
VERTICAL BOARD MOUNT

BODY STYLE
1 = SINGLE ROW

NUMBER OF CONTACTS
09 25 51
15 31
21 37

GENDER
P = PLUG, PIN CONTACTS
S = RECEPTACLE, SOCKET CONTACTS

HARDWARE
T = THREADED HOLE

SHELL FINISH
ALUMINUM
A = CADMIUM
B = NICKEL
C = ZINC-NICKEL
G = GOLD
STAINLESS STEEL
P = PASSIVATE
TITANIUM
T = TITANIUM (FINISH N/A)

TERMINATIONS
1 = .109 ±.015
2 = .140 ±.015
3 = .172 ±.015
4 = .190 ±.015 } ALL 30 AWG HOT SOLDER DIPPED

PCB MOUNTING METHOD
T = #0-80 THREADED INSERT

MATERIALS AND FINISHES ARE IAW MIL-DTL-32139
FOR DETAILS SEE MIL SPEC OR WWW.CRISTEK.COM

1. MATERIALS:

SHELL - ALUMINUM ALLOY OR STAINLESS STEEL
OR TITANIUM
INSULATOR - LIQUID CRYSTAL POLYMER OR
GLASS FILLED THERMOPLASTIC
CONTACT - COPPER ALLOY

2. FINISH:

SHELL - ELECTROLESS NICKEL OR CADMIUM OVER
ELECTROLESS NICKEL OR PASSIVATE OR
GOLD OR ZINC-NICKEL
CONTACT - GOLD OVER NICKEL

3. SPECIFICATIONS:

CURRENT RATING ----- 1 AMP MAX
TEMPERATURE RATING ----- -55° C TO +125° C
INSULATION RESISTANCE ----- 5000 MEGOHMS
DWV AT SEA LEVEL ----- 250 VAC
DWV AT 70,000 FT ALTITUDE --- 100 VAC
CONTACT RESISTANCE ----- 71 mV DROP MAX @ 1 A
CONTACT RETENTION ----- 2 LBS AXIAL LOAD
ENGAGEMENT FORCE ----- 5 oz MAX
SEPARATION FORCE ----- 0.4 oz MIN

4. ADDITIONAL INFORMATION:

FOR OTHER TERMINATIONS, CONTACT CRISTEK.

TOLERANCE: .XXX ±.005
.XX ±.01
ANGLE ±1°

TITLE

**NANO METAL SHELL
SINGLE ROW VERTICAL
BOARD MOUNT**

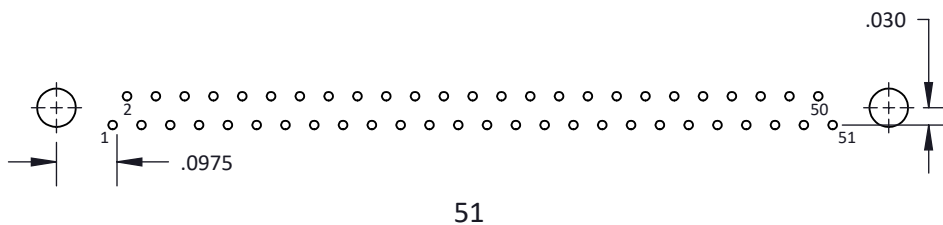
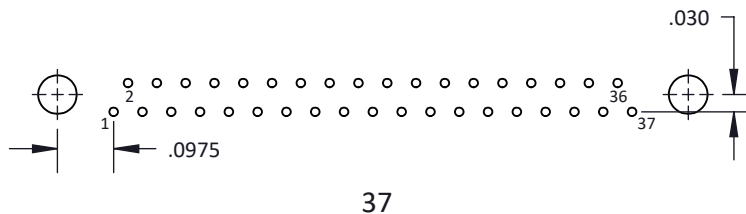
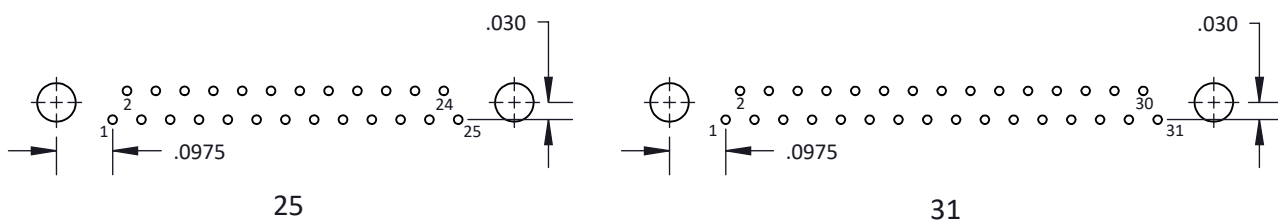
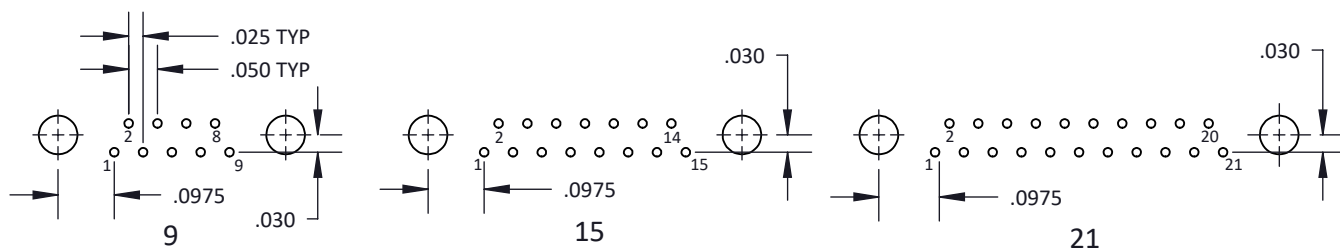
SHT 2 OF 4

DWG. NO.

BVN1

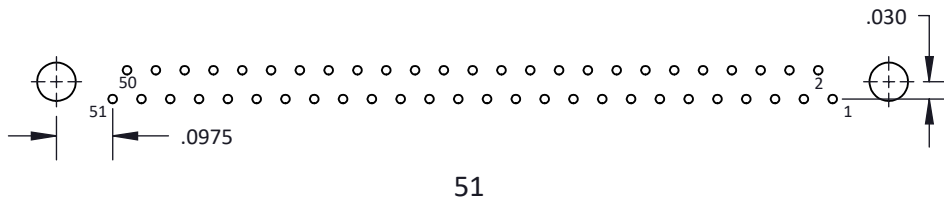
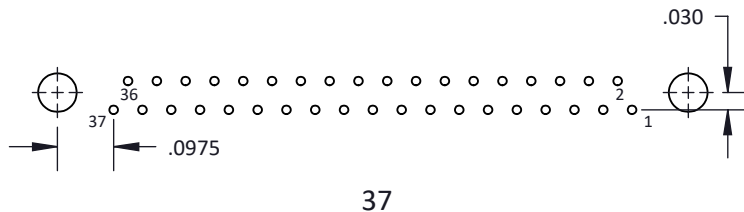
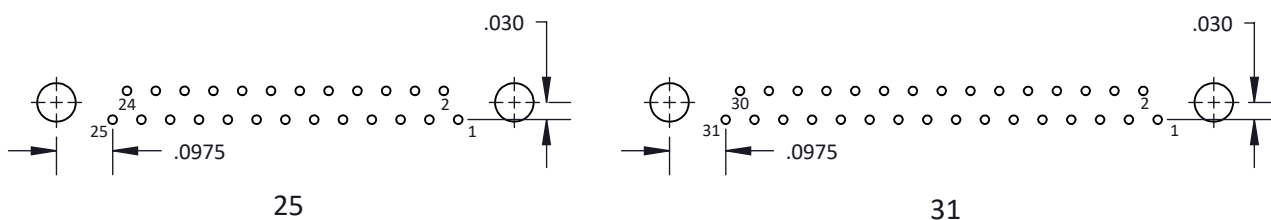
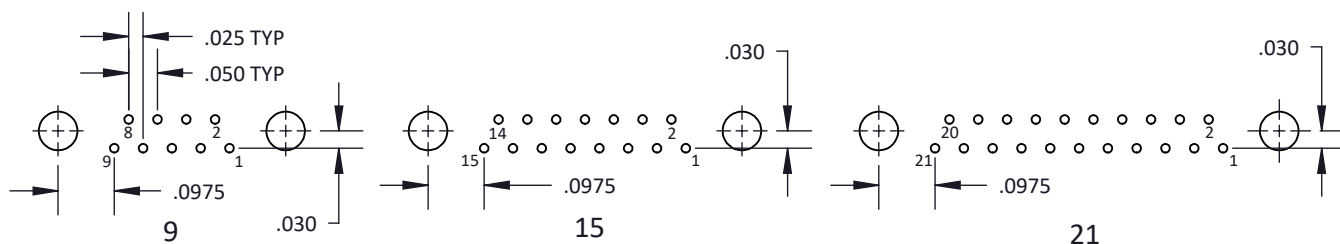
REV

F



BVN1 PLUG PCB LAYOUTS
.050 X .050 GRID PATTERN OFFSET .025

<p>TOLERANCE: .XXX ±.005 .XX ±.01 ANGLE ±1°</p>	<p>TITLE NANO METAL SHELL SINGLE ROW VERTICAL BOARD MOUNT</p>	<p>SHT 3 OF 4</p>	<p>DWG. NO. BVN1</p>	<p>REV F</p>
---	--	-------------------	---------------------------------	-------------------------



BVN1 RECEPTACLE PCB LAYOUTS
.050 X .050 GRID PATTERN OFFSET .025

<p>TOLERANCE: .XXX ±.005 .XX ±.01 ANGLE ±1°</p>	<p>TITLE NANO METAL SHELL SINGLE ROW VERTICAL BOARD MOUNT</p>	<p>SHT 4 OF 4</p>	<p>DWG. NO. BVN1</p>	<p>REV F</p>
---	---	-------------------	--------------------------	------------------